



Park luminaire in modern form for LED light sources.

TECHNICAL DATA

Mounting: on pillar $\varnothing 48/60/76$ mm, with mounting bracket (included)

Body: high pressure die-cast aluminum

Lateral Surface Wind Exposed: 0,088 m²

Colour: graphite, gray

Diffuser: polycarbonate

ELECTRICAL DATA

Power supply efficiency: >89%

Power: 220-240V 50/60Hz

Includes light source: yes

Type of equipment: ED, DALI

Electrical connection: luminaire equipped with 2x1,5 mm² wire with a length of 6 m (II class), luminaire equipped with 4x1,5 mm² wire with a length of 6 m (II class)

OPTICAL DATA

Light distribution: symmetrical-elliptic, omnidirectional

Way of lighting: direct

Type of optic: O18 - for pedestrian zones, O19 - for recreational areas, O20 - for parks and parking lots, O21 - for bike paths, O22 - for pedestrian zones, O23 - for recreational areas, O24 - for parks and parking lots, O25 - for bike paths

GENERAL DATA

Lifetime (L80B10): 100 000 h

Available on request: LLOC

Other remarks: the pole is not part of the luminaire

Warranty: 5 years

Application: cycle paths, avenues, sidewalks, parks, residential, public spaces, playgrounds, promenade, residential area roads



Code	Power LED [W]	Luminaire power [W]	Lumen LED [lm]	Lumen luminaire [lm]	Efficacy [lm/W]	Colour temperature [K]	CRI/Ra	Operating temperature range [°C]
Type: O18, O19, O20, O21 optics								
13027X.XL012.0X1	15	18	2500	2200	122	3000	>70	-40 ... +55
13027X.XL022.0X1	15	18	2650	2300	128	4000	>70	-40 ... +55
13027X.XL042.0X1	21	25	3400	3000	120	3000	>70	-40 ... +55
13027X.XL052.0X1	21	25	3600	3200	128	4000	>70	-40 ... +55
13027X.XL072.0X1	31	35	4500	4000	114	3000	>70	-40 ... +50
13027X.XL082.0X1	31	35	4750	4200	120	4000	>70	-40 ... +50
Type: O22, O23, O24, O25 optics								
13027X.XL102.0X1	30	35	4950	4450	127	3000	>70	-40 ... +50
13027X.XL112.0X1	30	35	5200	4600	131	4000	>70	-40 ... +50
13027X.XL132.0X1	44	49	6750	6050	123	3000	>70	-40 ... +45
13027X.XL142.0X1	44	49	7100	6350	130	4000	>70	-40 ... +45

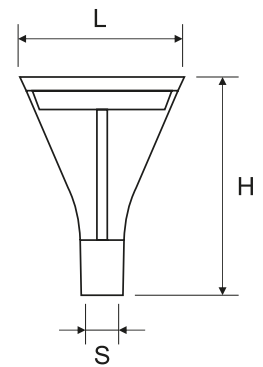
Luminous flux tolerance +/- 10%.

Please note that the standard luminaire is not intended for use in an environment with a high degree of salinity. If it is required to adapt the luminaire to work in such an environment, please contact our Sales Department to confirm the possibility of using an additional protective coating.

13027 . L012.0 1

- Type of optic
- 1 O18 - for pedestrian zones
 - 2 O19 - for recreational areas
 - 3 O20 - for parks and parking lots
 - 4 O21 - for bike paths
 - 5 O22 - for pedestrian zones
 - 6 O23 - for recreational areas
 - 7 O24 - for parks and parking lots
 - 8 O25 - for bike paths
- Type of equipment
- 5 ED
 - 3 DALI
- Colour
- 2 gray
 - 5 graphite

Code	Dimensions [mm] L H	Mounting dimensions [mm] ØS	Pallet quantity	Quantity in package	Net weight [kg]
Type: O18, O19, O20, O21 optics					
13027X.XL012.0X1	360 482	76	18	1	4.4
13027X.XL022.0X1	360 482	76	18	1	4.4
13027X.XL042.0X1	360 482	76	18	1	4.4
13027X.XL052.0X1	360 482	76	18	1	4.4
13027X.XL072.0X1	360 482	76	18	1	4.4
13027X.XL082.0X1	360 482	76	18	1	4.4
Type: O22, O23, O24, O25 optics					
13027X.XL102.0X1	360 482	76	18	1	4.4
13027X.XL112.0X1	360 482	76	18	1	4.4
13027X.XL132.0X1	360 482	76	18	1	4.4
13027X.XL142.0X1	360 482	76	18	1	4.4



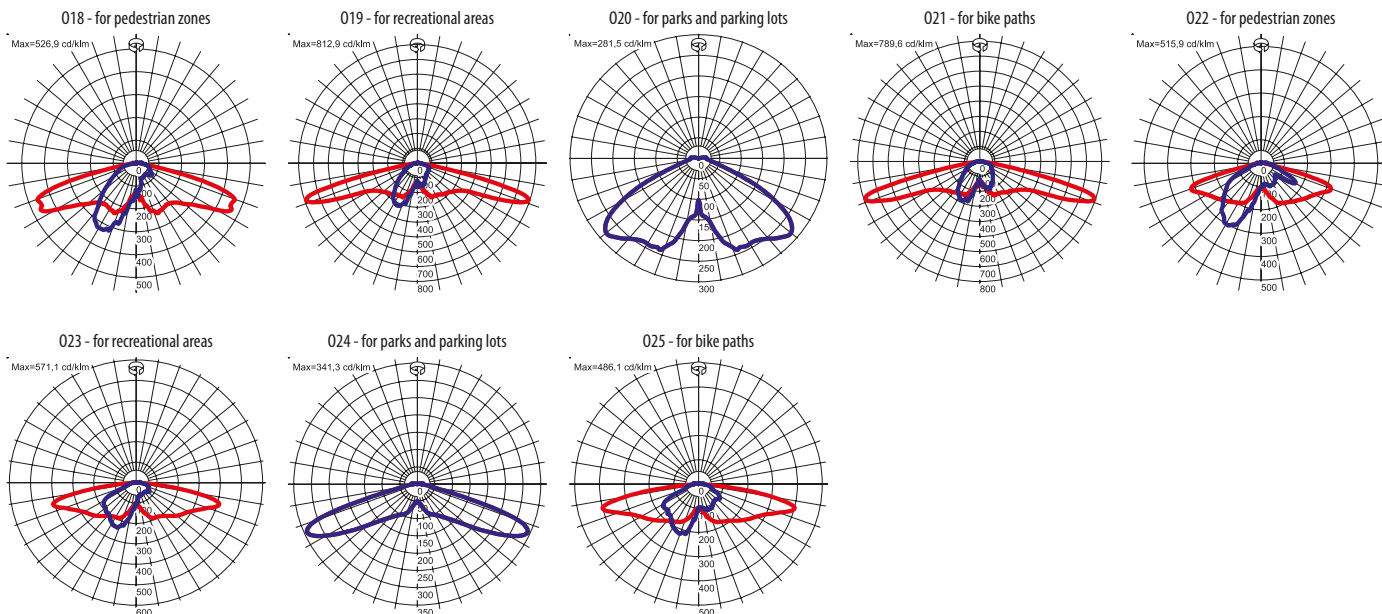
OTHER PICTURES




Luminous flux tolerance +/- 10%.

Please note that the standard luminaire is not intended for use in an environment with a high degree of salinity. If it is required to adapt the luminaire to work in such an environment, please contact our Sales Department to confirm the possibility of using an additional protective coating.

LIGHT BEAM CURVES



WAY OF LIGHTING



Luminous flux tolerance +/- 10%.

Please note that the standard luminaire is not intended for use in an environment with a high degree of salinity. If it is required to adapt the luminaire to work in such an environment, please contact our Sales Department to confirm the possibility of using an additional protective coating.